

# INFRASTRUCTURE

## **After studying this chapter, the learners will**

- understand the main challenges India faces in the areas of social and economic infrastructure
- know the role of infrastructure in economic development
- understand the role of energy as a critical component of infrastructure
- understand the problems and prospects of the energy and health sectors
- understand the health infrastructure of India.

***“Many things we need can wait, the child cannot. To him, we cannot say, ‘tomorrow’. His name is today.”***

***Gabriella Mistral— Chilean poet***

***So is the Infrastructure.***

## **8.1 INTRODUCTION**

Have you ever thought of why some states in India are performing much better than others in certain areas? Why do Punjab, Haryana and Himachal Pradesh prosper in agriculture and horticulture? Why are Maharashtra and Gujarat industrially more advanced than others? How come Kerala, popularly known as ‘God’s own country’, has excelled in literacy, health care and sanitation and also attracts tourists in such large numbers? Why does Karnataka’s information technology industry attracts world attention?

It is all because these states have better infrastructure in the areas they excel than other states of India. Some have better irrigation facilities. Others have better transportation facilities, or are located near ports which makes raw materials required for various

manufacturing industries easily accessible. Cities like Bengaluru in Karnataka attract many multinational companies because they provide world-class communication facilities. All these support structures, which facilitate development of a country, constitute its infrastructure. How then does infrastructure facilitate development?

## **8.2 WHAT IS INFRASTRUCTURE?**

Infrastructure provides supporting services in the main areas of industrial and agricultural production, domestic and foreign trade and commerce. These services include roads, railways, ports, airports, dams, power stations, oil and gas pipelines, telecommunication facilities, the country’s educational system including schools and colleges, health system including hospitals, sanitary system including clean drinking water facilities and the monetary system including banks, insurance and other financial institutions. Some of these facilities have a direct impact on production of goods and services while others give indirect support by building the social sector of the economy.



**Fig. 8.1** Roads are the missing link with growth




**Fig. 8.2** Schools: an important infrastructure for a nation

speedy and large-scale transport of seeds, pesticides, fertilisers and the produce using modern roadways, railways and shipping facilities. In recent times, agriculture also depends on insurance and banking facilities because of its need to operate on a very large scale.

Some divide infrastructure into two categories — economic and social. Infrastructure associated with energy, transportation and communication are included in the former category whereas those related to education, health and housing are included in the latter.

Infrastructure contributes to economic development of a country both by increasing the productivity of the factors of production and improving the quality of life of its people. Inadequate infrastructure can have multiple adverse effects on health. Improvements in water supply and sanitation have a large impact by reducing **morbidity** (meaning proneness to fall ill) from major waterborne diseases and reducing the severity of disease when it occurs. In addition to the obvious linkage between water and sanitation and health, the quality of transport and communication infrastructure can affect access to health care. Air pollution and safety hazards connected to transportation also affect morbidity, particularly in densely populated areas.

 **Work This Out**

➤ In your locality or neighbourhood you might be using a variety of infrastructure. List all of those. Your locality may also be requiring a few more. List those separately.


### 8.3 RELEVANCE OF INFRASTRUCTURE

Infrastructure is the support system on which depends the efficient working of a modern industrial economy. Modern agriculture also largely depends on it for

### 8.4 THE STATE OF INFRASTRUCTURE IN INDIA

Traditionally, the government has been solely responsible for developing the





**Fig. 8.3** Dams: temples of development

country's infrastructure. But it was found that the government's investment in infrastructure was inadequate. Today, the private sector by itself and also in joint partnership with the public sector, has started playing a very important role in infrastructure development.

A majority of our people live in rural areas. Despite so much technical progress in the world, rural women are still using bio-fuels such as crop residues, dung and fuel wood to meet their energy requirement. They walk long distances to fetch fuel, water and other basic needs. The census 2001 shows that in rural India only 56 per cent households have an electricity connection and 43

per cent still use kerosene. About 90 per cent of the rural households use bio-fuels for cooking. Tap water availability is limited to only 24 per cent rural households. About 76 per cent of the population drinks water from open

sources such as wells, tanks, ponds, lakes, rivers, canals, etc. Access to improved sanitation in rural areas was only 20 per cent.

Look at Table 8.1 which shows the state of some infrastructure in India in comparison to a few other countries. Though it is widely understood that infrastructure is the foundation of development, India is yet to wake up to the call. India invests only 5 per cent



**Fig. 8.4** Safe drinking water with pucca house: still a dream

TABLE 8.1

**Some Infrastructure in India and other Countries**

Country	Investment* in Infrastructure as a % GDP (2013)	Access to Improved Water Source (2012) (%)	Access to Improved Sanitation (%) 2012	Mobile Subscribers/ 100 People (2013)	Power Generation (billion kwh) 2011
China	49	92	65	89	4715
Hong Kong	24	92	100	239	39
<b>India</b>	<b>30</b>	<b>84</b>	<b>35</b>	<b>71</b>	<b>1052</b>
South Korea	29	98	100	111	520
Pakistan	14	91	47	70	95
Singapore	29	100	100	156	46
Indonesia	34	84	59	122	182

**Source:** World Development Indicators, world bank website: [www.worldbank.org/](http://www.worldbank.org/) (\*) refers to Gross Capital Formation.

**Work These Out**

- While reading newspapers you will come across terms like *Bharat nirman*, Special Purpose Vehicle (SPV), Special Economic Zones (SEZ), Build Operate Transfer (BOT), Private Public Partnership (PPP) etc. Make a scrapbook of news items containing these terms. How are these terms related to infrastructure?
- Using the references at the end of the chapter, collect the details of other infrastructure.

of its GDP on infrastructure, which is far below that of China and Indonesia.

Some economists have projected that India will become the third biggest economy in the world a few decades from now. For that to happen, India will

have to boost its infrastructure investment. In any country, as the income rises, the composition of infrastructure requirements changes significantly. For low-income countries, basic infrastructure services like irrigation, transport and power are more important. As economies mature and most of their basic consumption demands are met, the share of agriculture in the economy shrinks and more service related infrastructure is required. This is why the share of power and telecommunication infrastructure is greater in high-income countries.

Thus, development of infrastructure and economic development go hand in hand. Agriculture depends, to a considerable extent, on the adequate expansion and development of irrigation facilities. Industrial progress depends on the development of power and electricity generation, transport and communications. Obviously, if proper attention is not paid to the development of infrastructure, it is likely to act as a



severe constraint on economic development. In this chapter the focus will be on only two kinds of infrastructure —those associated with energy and health.

### 8.5 ENERGY

Why do we need energy? In what forms is it available? Energy is a critical aspect of the development process of a nation. It is, of course, essential for industries.

Now it is used on a large scale in agriculture and related areas like production and transportation of fertilisers, pesticides and farm equipment. It is required in houses for cooking, household lighting and heating. Can you think of producing a commodity or service without using energy?



**Fig. 8.6** *Bullock carts still play a crucial role in rural transportation market*

**Sources of Energy:** There are commercial and non-commercial sources of energy. Commercial sources are coal, petroleum and electricity as they are bought and sold. Non-commercial sources of energy are firewood, agricultural waste and dried dung. These are non-commercial as they are found in nature/forests.

While commercial sources of energy are generally exhaustible (with the exception of hydropower), non-commercial sources are generally renewable. More than 60 per cent of Indian households depend on traditional sources of energy for meeting their regular cooking and heating needs.



**Fig. 8.5** *Fuel wood is the major source of energy*



**Non-conventional Sources of Energy:**

Both commercial and non-commercial sources of energy are known as conventional sources of energy. There are three other sources of energy which are commonly termed as non-conventional sources — solar energy, wind energy and tidal power. Being a tropical country, India has almost unlimited potential for producing all three types of energy if some appropriate cost effective technologies that are already available are used. Even cheaper technologies can be developed.



**Fig. 8.8** Solar energy has great prospects

**Consumption Pattern of Commercial Energy:**

In India, commercial energy consumption makes up about 74 per cent of the total energy consumed in India. This includes coal with the largest share of 54 per cent, followed by oil at 32 per cent, natural gas at 10 per cent and hydro energy at 2 per cent. Non-commercial energy sources consisting of firewood, cow dung and agricultural wastes account for over 26 per cent of the total energy consumption. The critical feature of India's energy sector, and its linkages to the economy, is the import dependence on crude and petroleum products, which is likely to grow rapidly in the near future.

The sectoral pattern of consumption of commercial energy is given in Table 8.2. The transport sector was the largest consumer of commercial energy in 1953-54. However, there has been continuous fall in the share of the transport sector while the shares of the household, agriculture and industrial sector have been increasing. The share



**Fig. 8.7** Wind mill : another source of generating power



TABLE 8.2  
Trends in Sectoral Share of Commercial Energy Consumption (in %)

Sector	1953-54	1970-71	1990-91	2012-13
Household	10	12	12	22
Agriculture	01	03	08	18
Industries	40	50	45	45
Transport	44	28	22	2
Others	5	07	13	13
<b>Total</b>	<b>100</b>	<b>100</b>	<b>100</b>	<b>100</b>

**Source:** Ninth Five year Plan, Vol. II, Chapter 6, Planning Commission, Government of India, New Delhi and Growth of Electricity Sector in India from 1947–2013, Central Electricity Authority, Ministry of Power, Government of India.

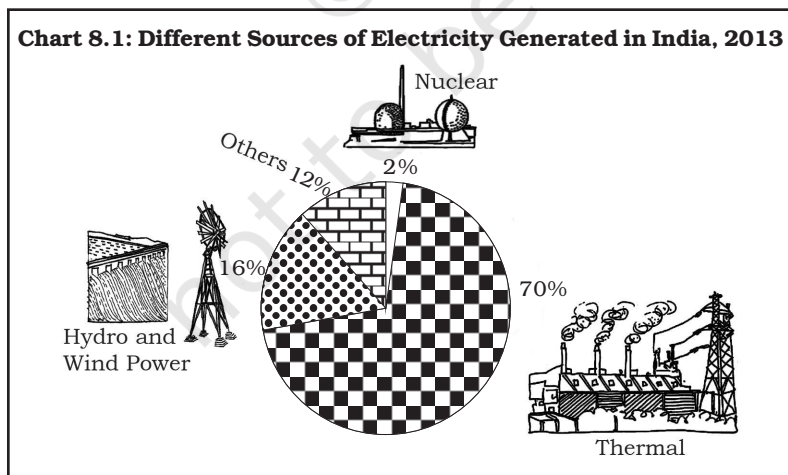
of oil and gas is highest among all commercial energy consumption. With the rapid rate of economic growth, there has been a corresponding increase in the use of energy.

**Power/Electricity:** The most visible form of energy, which is often identified with progress in modern civilization, is power, commonly called electricity. It is a critical component of infrastructure that determines the economic

development of a country. The growth rate of demand for power is generally higher than the GDP growth rate. Studies point that in order to have 8 per cent GDP growth per annum, power supply needs to grow around 12 per cent annually.

In India, in 2012-13, thermal sources accounted for 70 per cent of the power generation capacity. Hydel and wind power accounted for 16 per cent while nuclear power

accounted only for 2 per cent. India’s energy policy encourages two energy sources—hydel and wind—as they do not rely on fossil fuel and, hence, avoid carbon emissions. Yet, this has not resulted in faster growth of electricity produced from these two sources.







### Work These Out

- Among other sources of energy, you would have noticed that a marginal share of energy comes from nuclear power. Why?
- Solar energy, wind power and power produced from tides are going to be future sources of energy. What are their comparative merits and demerits? Discuss in the class.

Atomic energy is an important source of electric power, it has economic advantages. At present, nuclear energy accounts for only 2 per cent of total energy consumption, against a global average of 13 per cent. This is far too low. Hence, some scholars suggest to generate more electricity through atomic (nuclear) sources and yet a few

others object about this, from the view point of environment and sustainable development. What do you think?

**Some Challenges in the Power Sector:** Electricity generated by various power stations is not consumed entirely by ultimate consumers; a part is consumed by power station auxiliaries. Also, while transmitting power, a portion is lost in transmission. What we get in our houses, offices and factories is the net availability.

Some of the challenges that India's power sector faces today are (i) India's installed capacity to generate electricity is not sufficient to feed an annual economic growth of 7-8 per cent. In order to meet the growing demand for electricity, India's commercial energy supply needs to grow at about 7 per cent. At present, India is able to add only 20,000 MW a year. Even the installed capacity is under-utilised because plants are not run properly (ii) State Electricity Boards (SEBs), which distribute electricity, incur losses which exceed Rs 500 billion. This is due to transmission and

### Box 8.1: Making a Difference

Thane city is acquiring a brand new image — an environment friendly makeover. Large-scale use of solar energy, which was considered a somewhat far-fetched concept, has brought in real benefits and results in cost and energy saving. It is being applied to heat water, power traffic lights and advertising hoardings. And leading this unique experiment is the Thane Municipal Corporation. It has made compulsory for all new buildings in the city to install solar water heating system. (Appeared in the column, Making a Difference, *Outlook*, 01 August 2005).

- Can you suggest such other ideas to use non-conventional energy in a better way?

### **Box 8.2: Power Distribution: The Case of Delhi**

Since independence, power management in the capital has changed hands four times. **The Delhi State Electricity Board (DSEB)** was set up in 1951. This was succeeded by the **Delhi Electric Supply Undertaking (DESU)** in 1958. **The Delhi Vidyut Board (DVB)** came into existence as SEB in February 1997. Now the distribution of electricity vests with two leading Private sector companies - Reliance Energy Limited (BSES Rajdhani Power Limited and BSES Yamuna Power Limited) and Tata - Power Limited (NDPL). They supply electricity to approximately 43 lakh customers in Delhi. The tariff structure and other regulatory issues are monitored by the **Delhi Electricity Regulatory Commission (DERC)**. Though it was expected that there will be greater improvement in power distribution and the consumers will benefit in a major way, experience shows unsatisfactory results.

distribution losses, wrong pricing of electricity and other inefficiencies. Some scholars also say that distribution of electricity to farmers is the main reason for the losses; electricity is also stolen in different areas which also adds to the woes of SEBs (iii) private sector power generators are yet to play their role in a major way; same is the case with foreign investors (iv) there is general public unrest due to high power tariffs

and prolonged power cuts in different parts of the country (v) thermal power plants which are the mainstay of India's power sector are facing shortage of raw material and coal supplies.

Thus, continued economic development and population growth are driving the demand for energy faster than what India is producing currently. More public investment, better research and development efforts, exploration,

### **Box 8.3: Saving Energy : Promoting the Case of Compact Fluorescent Lamps (CFL)**

According to the Bureau of Energy Efficiency (BEE), CFLs consume 80 per cent less power as compared to ordinary bulbs. As put by a CFL manufacturer, Indo-Asian, replacement of one million 100-watt bulbs with 20 watt CFLs can save 80 megawatt in power generation. This amounts to saving Rs 400 crore.

**Source:** *Use Common Sense to Solve Power Crisis, by Naresh Minocha in Tehelka, 01 October 2005.*



### Work These Out

- What kind of energy do you use in your house? Find out from your parents the amount they spend in a month on different types of energy.
- Who supplies power to you and where is it generated? Can you think of other cheaper alternative sources which could help in lighting your house or cooking food or for travelling to far away places?
- Look at the following table. Do you think energy consumption is an effective indicator of development?

Country	Per Capita Income (in US dollars) in 2012 (ppp)	Per Capita Consumption of Energy (KWh) in 2011
India	3,840	684
Indonesia	4,810	680
Egypt	6,640	1743
U.K.	36,880	5,472
Japan	36,290	7,848
U.S.A.	50,610	13,248

**Source:** World Development Indicators, [www.worldbank.org](http://www.worldbank.org)

- Find out how power is distributed in your area/state. Also find out the total electricity demand of your city and how it is being met.
- You might notice people using variety of methods to save electricity and other energy. For instance, while using the gas stove, some suggestions are made by gas agencies for using the gas efficiently and economically. Discuss them with your parents and the elderly, note down the points and discuss them in class.

technological innovation and use of renewable energy sources can ensure additional supply of electricity. Instead of investing in the power sector by adding to installed capacity, the government has gone for privatisation of the power sector and particularly the distribution (see Box 8.2) and allowed

much higher prices for electricity that have impacted certain sectors very badly (see Box 3.3). Do you think it is a right policy?

## 8.6 HEALTH

Health is not only absence of disease but also the ability to realise one's

potential. It is a yardstick of one's well being. Health is the holistic process related to the overall growth and development of the nation. Though the twentieth century has seen a global transformation in human health unmatched in history, it may be difficult to define the health status of a nation in terms of a single set of measures. Generally scholars assess people's health by taking into account indicators like infant mortality and maternal mortality rates, life expectancy and nutrition levels, along with the incidence of communicable and non-communicable diseases.

Development of health infrastructure ensures a country of healthy manpower for production of goods and services. In recent times, scholars argue that people are entitled to health care facilities. It is the responsibility of the government to

ensure the right to healthy living. Health infrastructure includes hospitals, doctors, nurses and other para-medical professionals, beds, equipment required in hospitals and a well-developed pharmaceutical industry. It is also true that mere presence of health infrastructure is not sufficient to have healthy people: the same should be accessible to all the people. Since, the initial stages of planned development, policy-makers envisaged that no individual should fail to secure medical care, curative and preventive, because of the inability to pay for it. But are we able to achieve this vision? Before we discuss various health infrastructure, let us discuss the status of health in India.

**State of Health Infrastructure:** The government has the constitutional obligation to guide and regulate all



**Fig. 8.9** Health infrastructure is still lacking in large parts of the country



health related issues such as medical education, adulteration of food, drugs and poisons, medical profession, vital statistics, mental deficiency and lunacy. The Union Government evolves broad policies and plans through the Central Council of Health and Family Welfare. It collects information and renders financial and technical assistance to state governments, union territories and other bodies for implementation of important health programmes in the country.

Over the years, India has built up a vast health infrastructure and manpower at different levels. At the village level, a variety of hospitals technically known as Primary Health Centres (PHCs) (see also Box 8.5) have been set up by the government. India also has a large number of hospitals run by voluntary agencies and the private sector. These hospitals are manned by professionals and para-medical professionals trained in medical, pharmacy and nursing colleges.

Since independence, there has been a significant expansion in the physical provision of health services. During 1951-2013, the number of government hospitals and dispensaries increased from 9,300 to 44,000 and hospital beds from 1.2 to 6.3 lakh. Also nursing personnel increased from 0.18 to 23.44 lakh and allopathic doctors from 0.62 to 9.2 lakh. Expansion of health infrastructure has resulted in the eradication of smallpox, guinea worms and the near eradication of polio and leprosy.

TABLE 8.3

**Public Health Infrastructure in India, 1951-2010**

Item	1951	1981	2000	2013-14
Hospitals	2,694	6,805	15,888	19,817
Beds	1,17,000	5,04,538	7,19,861	6,28,708
Dispensaries	6,600	16,745	23,065	24,392
PHCs	725	9,115	22,842	24,448
Subcentres	-	84,736	1,37,311	1,51,684
CHCs	-	761	3,043	5,187

**Sources:** *National Commission on Macroeconomics and Health, Ministry of Health and Family Welfare, Government of India, New Delhi, 2005 and National Health Profile 2010, www.cbhidghs.nic.in*

**Private Sector Health Infrastructure:**

In recent times, while the public health sector has not been so successful in delivering the goods about which we will study more in the next section, private sector has grown by leaps and bounds. More than 70 per cent of the hospitals in India are run by the private sector. They control nearly two-fifth of beds available in the hospitals. Nearly 60 per cent of dispensaries are run by the same private sector. They provide healthcare for 80 per cent of out-patients and 46 per cent of in-patients.

In recent times, private sector has been playing a dominant role in medical education and training, medical technology and diagnostics, manufacture and sale of pharmaceuticals, hospital construction and the provision of medical services. In 2001-02, there were more than 13 lakh medical enterprises employing 22 lakh people; more than 80 per cent of them are single person owned, and operated by one





### Box 8.5: Health System in India

India's health infrastructure and health care is made up of a three-tier system — primary, secondary and tertiary. Primary health care includes education concerning prevailing health problems and methods of identifying, preventing and controlling them; promotion of food supply and proper nutrition and adequate supply of water and basic sanitation; maternal and child health care; immunisation against major infectious diseases and injuries; promotion of mental health and provision of essential drugs.

Auxiliary Nursing Midwife (ANM) is the first person who provides primary healthcare in rural areas. In order to provide primary health care, hospitals have been set up in villages and small towns which are generally manned by a single doctor, a nurse and a limited quantity of medicines. They are known as Primary Health Centres (PHC), Community Health Centres (CHC) and sub-centres. When the condition of a patient is not managed by PHCs, they are



*A health awareness meeting in progress*

referred to secondary or tertiary hospitals. Hospitals which have better facilities for surgery, X-ray, Electro Cardio Gram (ECG) are called secondary health care institutions. They function both as primary health care provider and also provide better healthcare facilities. They are mostly located in district headquarters and in big towns. All those hospitals which have advanced level equipment and medicines and undertake all the complicated health problems, which could not be managed by primary and secondary hospitals, come under the tertiary sector.



*Polio drops being given to an infant*

The tertiary sector also includes many premier institutes which not only impart quality medical education and conduct research but also provide specialised health care. Some of them are — All India Institute of Medical Science, New Delhi; Post Graduate Institute, Chandigarh; Jawaharlal Institute of Postgraduate Medical Education and Research, Pondicherry; National Institute of Mental Health and Neuro Sciences, Bangalore and All India Institute of Hygiene and Public Health, Kolkata.

**Source:** *Report of the National Commission on Macroeconomics and Health, 2005.*

### **Box 8.6: Medical Tourism — A great opportunity**

You might have seen and heard on TV news or read in newspapers about foreigners flocking to India for surgeries, liver transplants, dental and even cosmetic care. Why? Because our health services combine latest medical technologies with qualified professionals and is cheaper for foreigners as compared to costs of similar health care services in their own countries. In the year 2004-05, as many as 1,50,000 foreigners visited India for medical treatment. And this figure is likely to increase by 15 per cent each year. Experts predict that by 2012 India could earn more than 100 billion rupees through such 'medical tourism'. **Health infrastructure** can be upgraded to attract more foreigners to India.

person occasionally employing a hired worker. Scholars point out that the private sector in India has grown independently without any major regulation; some private practitioners are not even registered doctors and are known as quacks.

Since the 1990s, owing to liberalisation measures, many non-resident Indians and industrial and pharmaceutical companies have set up state-of-the-art super-specialty hospitals to attract India's rich and medical tourists (see Box 8.6). Do you think most people

in India can get access to such super-specialty hospitals? Why not? What could be done so that every person in India access a decent quality health care?

### **Indian Systems of Medicine (ISM):**

It includes six systems — Ayurveda, Yoga, Unani, Siddha, Naturopathy and Homeopathy (AYUSH). At present there are 3167 ISM hospitals, 26,000 dispensaries and as many as 7 lakh registered practitioners in India. But little has been done to set up a

### **Box 8.7: Community and Non-Profit Organisations in Healthcare**

One of the important aspects of a good healthcare system is community participation. It functions with the idea that the people can be trained and involved in primary healthcare system. This method is already being used in some parts of our country. SEWA in Ahmedabad and ACCORD in Nilgiris could be the examples of some such NGOs working in India. Trade unions have built alternative health care services for their members and also to give low-cost health care to people from nearby villages. The most well-known and pioneering initiative in this regard has been Shahid Hospital, built in 1983 and sustained by the workers of CMSS (Chhattisgarh Mines Shramik Sangh) in Durg, Madhya Pradesh. A few attempts have also been made by rural organisations to build alternative healthcare initiatives. One example is in Thane, Maharashtra, where in the context of a tribal people's organisation, *Kashtakari Sangathan*, trains women health workers at the village level to treat simple illnesses at minimal cost.

TABLE 8.4

**Indicators of Health in India in Comparison with other Countries, 2012**

<i>Indicators</i>	<i>India</i>	<i>China</i>	<i>USA</i>	<i>Sri Lanka</i>
Infant Mortality Rate/1,000 live births	44	12	6	8
Under-5 mortality /1,000 live-births	56	14	7	10
Birth by skilled attendants (% of total)	67	96	99	99
Fully immunised	72	99	99	99
Health expenditure as % of GDP	3.9	5.1	17.7	3.3
Government health spending to total government spending (%)	8.2	12.5	20.3	6.5
Out of pocket expenditure as a % of private expenditure on health	86	79	22	83

**Sources:** *World Health Statistics 2013 and www.worldbank.org*

framework to standardise education or to promote research. ISM has huge potential and can solve a large part of our health care problems because they are effective, safe and inexpensive.

### **Indicators of Health and Health Infrastructure—A Critical Appraisal:**

As pointed out earlier, the health status of a country can be assessed through indicators such as infant mortality and maternal mortality rates, life expectancy and nutrition levels, along with the incidence of communicable and non-communicable diseases. Some of the health indicators, and India's position, are given in Table 8.4. Scholars argue that there is greater scope for the role of government in the health sector. For instance, the table shows expenditure on health sector as 8.2 per cent of total GDP. This is abysmally low as compared to other countries, both developed and developing.

One study points out that India has about 17 per cent of the world's population but it bears a frightening 20 per cent of the global burden of diseases (GBD). GBD is an indicator used by experts to gauge the number of people dying prematurely due to a particular disease as well as the number of years spent by them in a state of 'disability' owing to the disease.

In India, more than half of GBD is accounted for by communicable diseases such as diarrhoea, malaria and tuberculosis. Every year around five lakh children die of water-borne diseases. The danger of AIDS is also looming large. Malnutrition and inadequate supply of vaccines lead to the death of 2.2 million children every year.

At present, less than 20 per cent of the population utilises public health facilities. One study has pointed out that only 38 per cent of the PHCs have the required number of doctors and



### Work These Out

- Visit a primary health centre located in your area or neighbourhood. Also collect the details of the number of private hospitals, medical laboratories, scan centres, medical shops and other such facilities in your locality.
- Debate in the class on the topic — ‘Should we build an army of *tais* (midwives) to take care of the poor, who cannot afford the services of the thousands of medical graduates who pass out of our medical colleges every year?’
- A study estimates that medical costs alone push down 2.2 per cent of the population below the poverty line each year. How?
- Visit a few hospitals in your locality. Find out the number of children receiving immunisation from them. Ask the hospital staff about the number of children immunised 5 years ago. Discuss the details in class.
- Two students — Leena Talukdar (16) and Sushanta Mahanta (16) of Assam — have developed a herbal mosquito repellent ‘jag’ using a few locally available medicinal plants — paddy straw, husk and dried garbage. Their experiment has been successful (*Shodh Yatra* (innovation), *Yojana*, September 2005). If you know anyone whose innovative methods improve the health status of people or if you know someone who has a knowledge of medicinal plants and heals the ailments of people, speak to them and bring them to class or collect information about why and how they treat ailments. Share this with your class. You can also write to local newspapers or magazines.
- Do you think Indian cities could be provided with world-class health infrastructure so that they will become attractive for medical tourists? Or should the government concentrate on providing health infrastructure for people in rural areas? What should be the priority of the government? Debate.
- Find out NGOs working in your area in the field of healthcare. Collect information about their activities and discuss in the classroom.

only 30 per cent of the PHCs have sufficient stock of medicines.

#### **Urban-Rural and Poor-Rich Divide:**

Though 70 per cent of India’s population lives in rural areas, only one-fifth of its hospitals (including private hospitals) are located in rural areas. Rural India has only about half the number of dispensaries. Out of

about 6.3 lakh beds in government hospitals, roughly 30 per cent are available in rural areas. Thus, people living in rural areas do not have sufficient medical infrastructure. This has led to differences in the health status of people. As far as hospitals are concerned, there are only 0.36 hospitals for every one lakh people in rural areas while urban areas have 3.6



### Work These Out

- The overall health status of the country has certainly improved through the years. Life expectancy has gone up, infant mortality rate has come down. Small pox has been eradicated and the goal to eradicate leprosy and polio looks achievable. But these statistics seem good only when you look at them in isolation. Compare these with the rest of the world. You can get these details from World Health Report brought out by World Health Organisation. What do you find?
- Observe your class for a month and find out why some students remain absent. If it is due to health problems then find out what kind of medical problem they had. Collect the details of the problem, the nature of treatment they took and the amount of money their parents spent on their treatment. Discuss the information in class.

hospitals for the same number of people. The PHCs located in rural areas do not offer even X-ray or blood testing facilities which, for a city dweller, constitutes basic healthcare. States like Bihar, Madhya Pradesh, Rajasthan and Uttar Pradesh are relatively lagging behind in health care facilities. In the rural areas, the percentage of people who have no access to proper care has increased over the last few years.

Villagers have no access to any specialised medical care like paediatrics, gynaecology, anaesthesia and obstetrics. Even though 380 recognised medical colleges produce

about 44,000 medical graduates every year, the shortage of doctors in rural areas persists. While one-fifth of these doctor graduates leave the country for better monetary prospects, many others opt for private hospitals which are mostly located in urban areas.

The poorest 20 per cent of Indians living in both urban and rural areas spend 12 per cent of their income on healthcare while the rich spend only 2 per cent. What happens when the poor fall sick? Many have to sell their land or even pledge their children to afford treatment. Since government-run hospitals do not provide sufficient



**Fig. 8.10** Despite availing of various healthcare measures, maternal health is cause for concern





facilities, the poor are driven to private hospitals which makes them indebted forever. Or else they opt to die.

**Women's Health:** Women constitute about half the total population in India. They suffer many disadvantages as compared to men in the areas of education, participation in economic activities and health care. The deterioration in the child sex ratio in the country from 927 in 2001 to 914, as revealed by the census of 2011, points to the growing incidence of female foeticide in the country. Close to 3,00,000 girls under the age of 15 are not only married but have already borne children at least once. More than 50 per cent of married women between the age group of 15 and 49 have anaemia and nutritional anaemia caused by iron deficiency, which has contributed to 19 per cent of maternal deaths. Abortions are also a major cause of maternal morbidity and mortality in India.

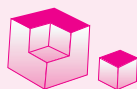
Health is a vital public good and a basic human right. All citizens can get better health facilities if public health services are decentralised. Success in the long-term battle against diseases depends on education and efficient health infrastructure. It is, therefore, critical to create awareness on health and hygiene and provide efficient systems. The role of telecom and IT sectors cannot be neglected in this process. The effectiveness of healthcare programmes also rests on primary healthcare. The ultimate goal should

be to help people move towards a better quality of life. There is a sharp divide between the urban and rural healthcare in India. If we continue to ignore this deepening divide, we run the risk of destabilising the socio-economic fabric of our country. In order to provide basic healthcare to all, accessibility and affordability need to be integrated in our basic health infrastructure.

## 8.7 CONCLUSION

Infrastructure, both economic and social, is essential for the development of a country. As a support system, it directly influences all economic activities by increasing the productivity of the factors of production and improving the quality of life. In the last six decades of independence, India has made considerable progress in building infrastructure, nevertheless, its distribution is uneven. Many parts of rural India are yet to get good roads, telecommunication facilities, electricity, schools and hospitals. As India moves towards modernisation, the increase in demand for quality infrastructure, keeping in view their environmental impact, will have to be addressed. The reform policies by providing various concessions and incentives, aim at attracting the private sector in general and foreign investors in particular. While assessing the two infrastructure — energy and health — it is clear that there is scope for equal access to infrastructure for all.





## Recap

- Infrastructure is a network of physical facilities and public services and with this social infrastructure is equally important to support it. It is an important base for economic development of the country.
- Infrastructure needs to be upgraded from time to time to maintain high economic growth rate. Better infrastructural facilities have attracted more foreign investments and tourists to India recently.
- It is important to develop rural infrastructural facilities.
- Public and private partnership is required to bring in huge funds for infrastructural development.
- Energy is very vital for rapid economic growth. There is a big gap between consumer demand and supply of electricity in India.
- Non-conventional sources of energy can be of great support to meet shortage of energy.
- The power sector is facing a number of problems at generation, transmission and distribution levels.
- Health is a yardstick of human well-being, physical as well as mental.
- There has been significant expansion in physical provision of health services and improvements in health indicators since independence.
- Public health system and facilities are not sufficient for the bulk of the population.
- There is a wide gap between rural-urban areas and between poor and rich in utilising health care facilities.
- Women's health across the country has become a matter of great concern with reports of increasing cases of female foeticide and mortality.
- Regulated private sector health services can improve the situation and, at the same time, NGOs and community participation are very important in providing health care facilities and spreading health awareness.
- Natural systems of medicine have to be explored and used to support public health. There is a great scope of advancement of medical tourism in India.



## EXERCISES

---

1. Explain the term 'infrastructure'.
2. Explain the two categories into which infrastructure is divided. How are both interdependent?
3. How do infrastructure facilities boost production?
4. Infrastructure contributes to the economic development of a country. Do you agree? Explain.
5. What is the state of rural infrastructure in India?
6. What is the significance of 'energy'? Differentiate between commercial and non-commercial sources of energy.
7. What are the three basic sources of generating power?
8. What do you mean by transmission and distribution losses? How can they be reduced?
9. What are the various non-commercial sources of energy?
10. Justify that energy crisis can be overcome with the use of renewable sources of energy.
11. How has the consumption pattern of energy changed over the years?
12. How are the rates of consumption of energy and economic growth connected?
13. What problems are being faced by the power sector in India?
14. Discuss the reforms which have been initiated recently to meet the energy crisis in India.
15. What are the main characteristics of health of the people of our country?
16. What is a 'global burden of disease'?
17. Discuss the main drawbacks of our health care system.
18. How has women's health become a matter of great concern?
19. Describe the meaning of public health. Discuss the major public health measures undertaken by the state in recent years to control diseases.
20. Differentiate the six systems of Indian medicine.
21. How can we increase the effectiveness of health care programmes?





## SUGGESTED ADDITIONAL ACTIVITIES

---

1. Did you know that to bring a megawatt of electricity to your homes, 30-40 million rupees are spent? Building a new power plant would cost millions. Isn't this reason enough for you to begin conserving energy in your house? Electricity saved is money saved; in fact, it is worth much more than electricity generated. Every time your electricity bill reaches home, you realise there is no need for so many lights and fans around you. All you have to do is be slightly more alert and careful. And the best thing is, you can start right away. Involve the rest of your family in this effort and see the difference. Note down the monthly consumption of electricity in your house. See the difference in the bill amount after you apply energy saving tactics.
2. Find out what infrastructure projects are in progress in your area. Then, find out
  - (i) The budget allotted for the project.
  - (ii) The sources of its financing.
  - (iii) How much employment will it generate?
  - (iv) What will be the overall benefits after its completion?
  - (v) How long will it take to be completed?
  - (vi) Company/companies engaged in the project.
3. Visit any nearby thermal power station/hydro-power station/nuclear power plant. Observe how these plants work.
4. The class can be divided into groups to make a survey of energy use in their neighbourhood. The aim of the survey should be to find out which particular fuel is most used in the neighbourhood and the quantity in which it is used. Graphs can be made by the different groups and compared to find out possible reason for preference of one particular fuel.
5. Study the life and work of Dr Homi Bhaba, the architect of modern India's energy establishments.
6. Hold a classroom discussion or debate on — 'warring nations make for an unhealthy world, so do warped attitudes and closed minds make for mental ill-health'.



## REFERENCES

---

### Books

JALAN, BIMAL (Ed.). *The Indian Economy — Problems and Prospects*. Penguin Books, Delhi, 1993.

KALAM, A.P.J. ABDUL WITH Y.S. RAJAN. 2002. *India 2020: A Vision for the New Millennium*. Penguin Books, Delhi.

PARIKH, KIRIT S. AND RADHAKRISHNA (Eds.). 2005. *India Development Report 2004-05*. Oxford University Press, Delhi.

### **Government Reports**

*The World Health Report 2002*. Reducing Risks, Promoting Healthy Life, World Health Organisation, Geneva.

*Report of the National Commission on Macroeconomics and Health*, Ministry of Health and Family Welfare, Government of India, New Delhi, 2005.

*Tenth Five Year Plan, Vol.2*, Planning Commission, Government of India, New Delhi.

*The India Infrastructure Report: Policy Imperatives for Growth and Welfare 1996*. Expert Group on the Commercialisation of Infrastructure Projects. Vols.1, 2 and 3 Ministry of Finance. Government of India, New Delhi.

*World Development Report 2004*. The World Bank, Washington DC.

*India Infrastructure Report 2004*. Oxford University Press, New Delhi.

*Economic Survey 2004-2005*. Ministry of Finance, Government of India.

*World Development Indicators, 2013*, The World Bank, Washington.

World Health Statistics 2014, World Health Organisation, Geneva.

National Health Profile (NHP) of India for various years, Central Bureau of Health Intelligence, Government of India, New Delhi.

### **Websites**

#### **On energy related issues:**

[www.pcra.org](http://www.pcra.org)

[www.bee-india.com](http://www.bee-india.com)

[www.edugreen.teri.res.in](http://www.edugreen.teri.res.in)

<http://powermin.nic.in>

#### **On health related issues:**

<http://www.aiims.edu>

<http://www.whoindia.org>

<http://mohfw.nic.in>

[www.apollohospitalsgroup.com](http://www.apollohospitalsgroup.com)

[www.worldbank.org](http://www.worldbank.org)

[www.cbhidghs.nic.in](http://www.cbhidghs.nic.in)